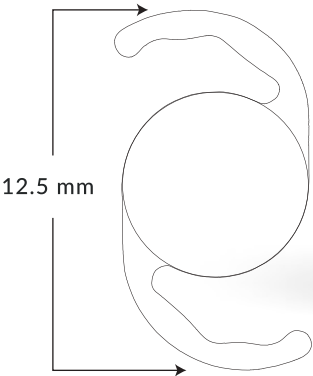


TECHNICAL SPECIFICATIONS
 MODEL: HP760APY

DESIGN CHARACTERISTICS	
Optical Diameter	6.0 mm
Overall Diameter	12.5 mm
A Constant	118.4 (Ultrasound) 118.7 (Optical)
Diopter Range	10.0 to 15.0 in 1.0 D increment 15.0 to 25.0 in 0.5 D increment 25.0 to 30.0 in 0.5 D increment
Angulation	3° Angulation
Convexity	Biconvex
Square Edge	360° square edge
Optic Design	Aspheric (Negative Aberration)
ACD Value	5.0 mm
Haptics Design	Force enduring haptics
Delivery System	Disposable preloaded injector & cartridge for 2.8mm incision (10.0 D to 25.0 D) 3.2mm incision (above 25.0 D)
MATERIAL CHARACTERISTICS	
Lens Material	Hydrophobic yellow Acrylic
10% UV cut off	392 nm
Light Transmittance	More than 90%
Clarity of the optic	99%
Haze of the optic	Less than 1.5%
Glass Transition Temperature	8° C
Refractive Index	1.47
Shelf Life	5 Years



For Hydrophobic IOL Loading Technique



Scan the QR Code

Information published in this catalogue is subject to change without notification

For a demo or more information on how your patients can benefit from Aurolab products, call at **1800 103 7321** or email us at **info@aurolab.com**

AUROLAB

No.1, Sivagangai Main Road, Veerapanjan, Madurai - 625020, Tamilnadu, India.
 +91 94892 12354 | +91 452 3596100 info@aurolab.com www.aurolab.com

Issue : 06 - 11/2024

Aurolab EV Gold

Transforming Vision, Ensuring Protection

Hydrophobic Foldable Preloaded Acrylic Yellow Chromophore IOL



AUROVUE MATERIAL BENEFITS

Feature	Aurovue	Market Standards-1	Market Standards-2
Transmittance	92%	91-92%	92%
Clarity	> 99%	NA	NA
Haze	< 1.5%	NA	NA
ABBE Number	55	37	55
Glistening	Nil	NA	Nil
Tg (°C)	8	15	14
Bio Adhesion	High	High	High
Refractive Index	1.47	1.55	1.47

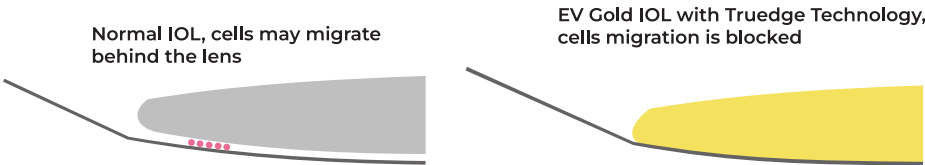
TRANSFORMING VISION, ENSURING PROTECTION

Aurolab EV Gold is a hydrophobic, foldable, preloaded intraocular lens (IOL) designed to enhance vision and protect the retina.

The yellow chromophore in the lens filters harmful blue light, reducing the risk of retinal damage, posterior capsule opacification (PCO), after cataract surgery.



- **Vault Angulation for stability:** Optimized 3° vault angulation ensures proper adaptation in the capsular bag.
- **Square edge design:** Proper 360° square edge design of the IOL acts as a barrier to cell migration and avoids PCO.



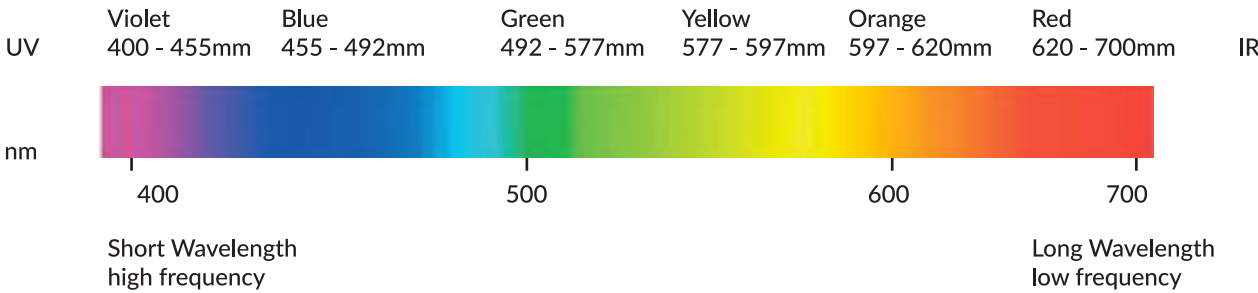
Glistening-free optics: Facilitates clean vision minimizing reflections.

Negative Aspheric Optic, -0.15μ: Enhances contrast sensitivity and improves vision even in mesopic conditions.



VISIBLE SPECTRUM


Blue light protection: The yellow chromophore of the IOL filters the harmful blue light, reducing risk of retinal damage.



ENGINEERED FOR ADVANCED OUTCOMES

Force-enduring haptics for secure lens placement: Maintains stability and precise positioning.

Preloaded delivery: Ensures ease of use and reduces loading errors.



12mm Ring



11mm Ring



10mm Ring